



KITCHEN ESSENTIALS

**2023-24**

**cata**   
Spain

### Spanish Company

CATA ELECTRODOMÉSTICOS, S.L., manufacturer of household appliances, founded in Torelló, Spain, in 1947. Since then, we have been pioneers in the domestic extraction business. Our wide product range includes extractors, hoods, hobs, ovens, microwaves, taps, sinks, dishwashers, washing machines, refrigerators, wine coolers and kitchenware.

### Our values: Commitment to our customers

The design and development of our products are based on painstaking studies with a clear orientation towards meeting our customers needs, providing solutions to promote functionality, efficiency, durability and reliability while remaining environmentally friendly. Every detail is important. That is why, in our brand with more than seven decades of history, we have placed, and continue placing, special emphasis on all of them until we obtain the best possible product.





## Experience

At CATA we are constantly researching. We use top-quality components together with the latest manufacturing techniques to achieve the most technologically advanced products on the market. Our proven experience in the creation, development and manufacturing processes are the pillars on which the high efficiency, quality and reliability of our products is based.

## Energy efficiency. Environment

At **CATA** we are committed to the environment and we think your kitchen can be an example of energy efficiency. A clear example is our exclusive motor with Brushless technology which does away with the traditional graphite brushes, eliminating friction and extending the useful life of the motor while achieving the quietest motors on the market, with an energy saving of up to 84% compared to an equivalent motor.

Another clear example of energy efficiency is our patent, the effective water cleaning system **aQuaSmart®**, incorporated in the range of **CATA** ovens. It is a technology with considerable energy savings.

## Family grows

Thanks to the experience in innovation, design and manufacture of appliances for more than 70 years, in **CATA** we are proud to introduce our new product families, with high demand and efficiency that characterizes all **CATA** appliances.

## Your complete kitchen by CATA

The white line products that you will find in this catalog are designed, developed and manufactured with the clear orientation of satisfying the needs of our customers and providing solutions of efficiency, durability and reliability.

**CATA** Refrigerator, Dishwashers are the best demonstration that functionality is not at odds with design and elegance.



## Perfect combination with your countertop

The **CATA** range of cookware becomes the perfect match for your countertop, it allows to configure a complete and comprehensive catalogue that covers all needs for food processing.



70  
1947-2017 Anniversary  
*Since forever with you*

Manufacturer of home appliances, **Cata** was founded in Torello, **Spain (Europe)** in 1947. It is a leading brand and pioneer in extraction business. Its extensive product catalogue includes the most complete and innovative range of Domestic and Professional Extraction.

Most of the **Cata** Products are **Made in Spain (Europe)**.

**Cata** is now having a Indo-Spanish Joint Venture with Kitch-in World in India. Now They have a firm '**CATA ELECTRODOMESTICOS INDIA (P) Ltd**'. and is in constant international expansion thanks to its team of professionals committed to the manufacture and marketing of an extensive range of products.

**Cata** has reached its position as leader in the extraction market thanks to its great capacity to innovate and its ability to anticipate market needs. Over recent years, it has undergone significant growth in both Spanish and international markets, based on excellent quality and a high degree of competitiveness in all its products.

**Cata's** commitment to quality has been borne out by the highest certification, ISO 9001, awarded by the Bureau Veritas Quality International and accredited by the Dutch Council for Accreditation. These Bureau Veritas Quality International and accredited by the Dutch Council for Accreditation. These international standards ensure a maximum level of quality in the design and manufacture of all products, Likewise.

**Cata** products respond to technical and safety regulations and have been obtained the European approvals of the C. C. A. (Cenelec Certificate Agreement). As a result, **Cata** is currently one of the leading extraction companies in the world.



# CATA INTRODUCES SILENT SPLIT TECHNOLOGY

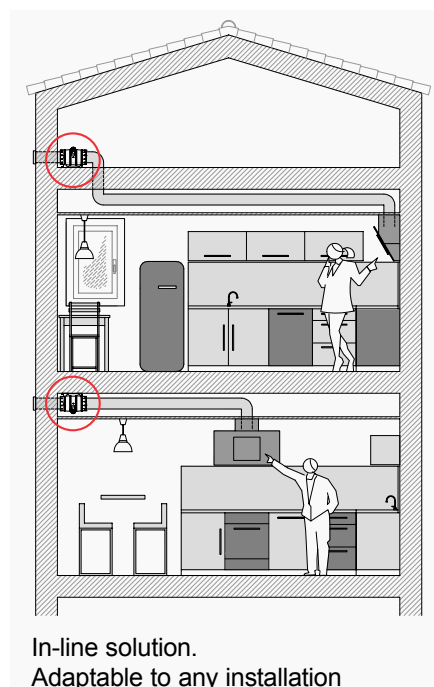

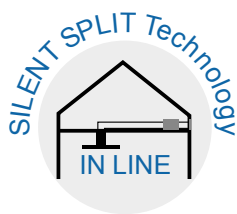


## SILENT SPLIT TECHNOLOGY

At CATA we have created the quietest hoods on the market using a system of remote extraction where the motor is located either in the ceiling or in a false ceiling instead of being inside the hood. This reduces noise because the motor is outside the room.

## Easy to install

Both the ceiling motor (exterior silent split) system and the false ceiling motor (in-line silent split) system have been designed to be easy to install, even in existing homes with minimal modifications to the established conditions.



## Cable or wireless connection

The operation and control of the hood are no different to those of a standard hood. Each of the extraction functions is activated from the hood and it communicates with the motor by cable or using a wireless system with a maximum range of 25 meters.

In-line silent split is the completely silent solution with which the hood is installed, without its motor in the cooking area. This extracts smell and smoke from the kitchen while the hood motor is installed behind a false ceiling. The outside motor installation does not mean a loss of flow, reaching extraction levels of 640m³/h.



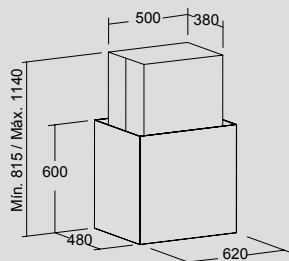




## ISLA MELINA SILENT SPLIT



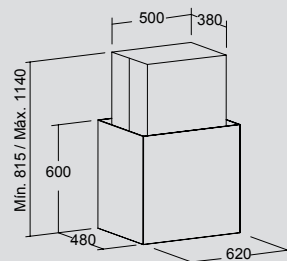
- **Touch Control Panel** with automatic shut-down timer and cleaning filters indicator
- 3 extraction levels
- Maximum air flow: **1110m<sup>3</sup>/h**
- Minimum sound power: **35dB(A)**, maximum: 42dB(A)
- **SMT 200 remote extraction motor**. Extra silent motor. Maximum energy consumption 85W
- **High efficiency LED lighting, adjustable intensity**
- **Radio frequency or wire connection options**
- Dishwasher-washable filters
- Finished in black/white glass
- Max. pressure 225 Pa
- 150/200 mm outlet diameter



## ISLA MELINA SILENT SPLIT



- **Touch Control Panel** with automatic shut-down timer and cleaning filters indicator
- 3 extraction levels
- Maximum air flow: **1110m<sup>3</sup>/h**
- Minimum sound power: **35dB(A)**, maximum: 42dB(A)
- **SMT 200 remote extraction motor**. Extra silent motor. Maximum energy consumption 85W
- **High efficiency LED lighting, adjustable intensity**
- **Radio frequency or wire connection options**
- Dishwasher-washable filters
- Finished in black/white glass
- Max. pressure 225 Pa
- 150/200 mm outlet diameter





IslandHoods

The image is a hand-drawn architectural sketch of a modern building. It features a prominent cantilevered upper floor. A red dot is marked on the wall of the upper floor, with a dashed red line extending vertically from it. The drawing uses black lines for structural elements and light gray washes for shading. The text 'IslandHoods' is written in a blue, sans-serif font at the bottom of the sketch area.

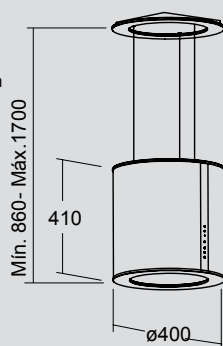




## ISLA MOON



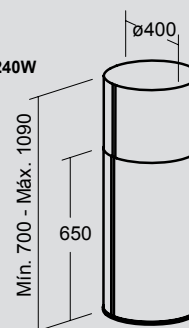
- **Touch control panel** with automatic shut-down timer and cleaning filters indicator
- 3 extraction levels
- Maximum air flow: **1115m³/h**
- Minimum sound power: **48dB(A)**, maximum: 63dB(A)
- BT2 motor. Extra silent. Maximum energy consumption
- **High efficiency LED lighting, adjustable intensity**
- Easy-to-install system
- **Recirculation operation**
- **Dishwasher-washable active charcoal filters**
- Finished stainless steel and white glass
- Max. Pressure 400 Pa



## ISLA FARO



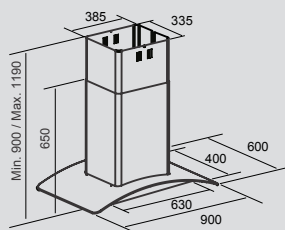
- **Electronic control panel** with automatic shut-down timer
- 3 extraction levels, 2 + 1 **TURBO**
- Maximum air flow: **1200m³/h**
- Minimum sound power: **48dB(A)**, maximum: 65dB(A)
- BT2 motor. Extra silent. Maximum energy consumption **240W**
- **High efficiency LED lighting**
- Easy-to-install system
- Dishwasher-washable filters
- Finished Stainless steel and glass
- Max. pressure: 405 Pa
- 150/125 mm outlet diameter



## ISLA C GLASS



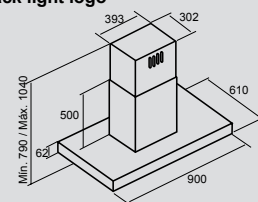
- **Mechanical Control Panel**
- 3 extraction levels
- Maximum air flow: **1115m³/h**
- Minimum sound power: **56dB(A)**, maximum: 70dB(A)
- M3R motor. Extra silent. Maximum energy consumption **270W**
- **Halogen Lighting**
- Easy-to-install system
- Dishwasher-washable filters
- Finished stainless steel and glass
- Max. pressure 430 Pa
- 150/125 mm outlet diameter



## ISLA SELENE



- **Touch Control Panel** with timer and cleaning filters indicator
- 3 extraction levels
- Maximum air flow: **1200m³/h**
- Minimum sound power: **50dB(A)**, maximum: 67dB(A)
- BT2 motor. Extra silent. Maximum energy consumption **240W**
- **Adjustable intensity Halogen lighting**
- Easy-to-install system
- Dishwasher-washable filters
- Finished Stainless steel and mirror glass and **back light logo**
- Max. pressure: 455 Pa
- 150/125 mm outlet diameter





## Decorative Hoods

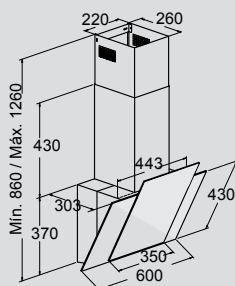




## PODIUM



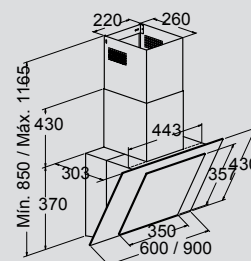
- **Touch Control Panel** with automatic shut-down timer and cleaning filters indicator
- 3 extraction levels
- Maximum air flow: **1110m³/h**
- Minimum sound power: **53dB(A)**, maximum: 63dB(A)
- TN motor. Maximum energy consumption **140W**
- Extra silent motor
- **Adjustable intensity Halogen lighting**
- Easy-to-install system
- Dishwasher-washable filters
- Finished in black glass
- Max. pressure 200 Pa
- 150/125 mm outlet diameter



## CERES



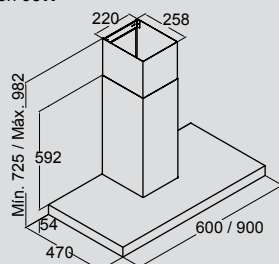
- **Touch Control Panel** with automatic shut-down timer and cleaning filters indicator
- 3 extraction levels
- Maximum air flow: **1000m³/h**
- Minimum sound power: **53dB(A)**, maximum: 63dB(A)
- TN motor. Extra silent. Maximum energy consumption **140W**
- **Adjustable intensity Halogen lighting**
- Easy-to-install system
- Dishwasher-washable filters
- Finished in stainless steel and black/white glass
- Max. pressure 200 Pa
- 150/125 mm outlet diameter



## MIDAS



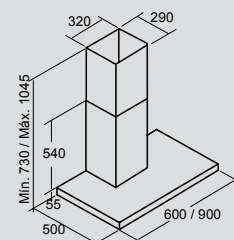
- **Touch Control Panel** with automatic shut-down timer and cleaning filters indicator
- 3 extraction levels
- Maximum air flow: **1110m³/h**
- Minimum sound power: **50dB(A)**, maximum: 62dB(A)
- K 7PLUS motor, maximum energy consumption **95W**
- Extra silent motor
- **Adjustable intensity Halogen lighting**
- Easy-to-install system
- Dishwasher-washable filters
- Finished in stainless steel and black glass
- Max. pressure 200 Pa
- 150/125 mm outlet diameter



## S PLUS



- **Mechanical Control Panel**
- 3 extraction levels
- Maximum air flow: **1000m³/h**
- Minimum sound power: **56dB(A)**, maximum: 70dB(A)
- Motor M3R. Extra silent. Maximum energy consumption **270W**
- **Halogen lighting**
- Easy-to-install system
- Dishwasher-washable filters
- Finished in Stainless steel
- Max. pressure 430 Pa
- 150/125 mm Outlet diameter

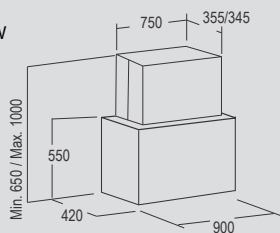




## CUBE GLASS WHITE



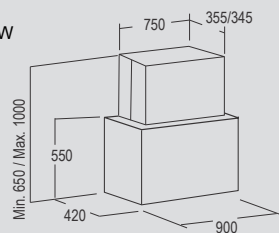
- Control Panel, touch Control Tc 3
- Extraction Levels, 3
- Extraction Power (according To Une-en 61591)
- Maximum air Flow : 980 m³/h
- Sound Level (une-en 60704)
- Minimum, 52 Db(a)
- Maximum, 67 Db(a)
- Twin-turbine Tangential Motor, silentech 200 W
- Lighting, Intensity-adjustable Led
- Finishing, White Glass
- Max. Pressure, 400 Pa
- Outflow, 150 Mm
- Energy Class, A



## CUBE GLASS Black



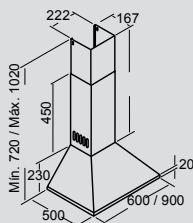
- Control Panel, touch Control Tc 3
- Extraction Levels, 3
- Extraction Power (according To Une-en 61591)
- Maximum air Flow : 980 m³/h
- Sound Level (une-en 60704)
- Minimum, 52 Db(a)
- Maximum, 67 Db(a)
- Twin-turbine Tangential Motor, silentech 200 W
- Lighting, Intensity-adjustable Led
- Finishing, Black Glass
- Max. Pressure, 400 Pa
- Outflow, 150 Mm
- Energy Class, A



## OMEGA



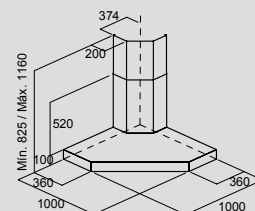
- **Mechanical Control Panel**
- 3 extraction levels
- Maximum air flow: **1150m³/h**
- Minimum sound power: **57'dB(A)**, maximum: 71'dB(A)
- Motor M3R. Extra silent. Maximum energy consumption 270W
- **Halogen Lighting**
- Easy-to-install system
- Dishwasher-washable filters
- Finished in stainless steel
- Max. pressure 430 Pa
- 150/125 mm outlet diameter



## ANGOLO BOX



- **Electronic control panel** with automatic shut down timer
- 3 extraction levels, 2 + 1 **TURBO**
- Maximum air flow: **1200m³/h**
- Minimum sound power: **50dB(A)**, maximum: 67dB(A)
- BT2 motor. Extra silent. Maximum energy consumption **240W**
- **High efficiency LED lighting**
- Easy-to-install system
- Dishwasher-washable filters
- Stainless steel finishing
- Max. pressure: 405 Pa
- 150/125 mm outlet diameter



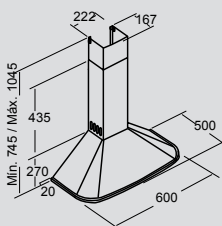




## NEBLIA X



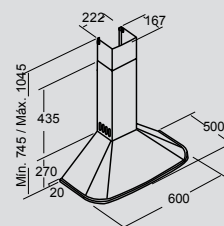
- **Mechanical Control Panel**
- 3 extraction levels
- Maximum air flow: 1200m<sup>3</sup>/h
- Minimum sound power: **57,8dB(A)**, maximum: 71,8dB(A)
- M3R motor. Extra silent. Maximum energy consumption **270W**
- **Halogen Lighting E-14**
- Easy installation system
- Dishwasher-washable filters
- Finished in stainless steel
- Max. pressure 430 Pa
- 150/125 mm outlet diameter



## NEBLIA BLACK



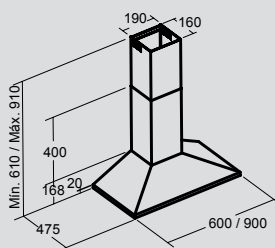
- **Mechanical Control Panel**
- 3 extraction levels
- Maximum air flow: 1200m<sup>3</sup>/h
- Minimum sound power: **57,8dB(A)**, maximum: 71,8dB(A)
- M3R motor. Extra silent. Maximum energy consumption **270W**
- Extra silent motor
- **Halogen Lighting E-14**
- Easy installation system
- Dishwasher-washable filters
- Finished in black
- Max. pressure 430 Pa
- 150/125 mm outlet diameter



## V



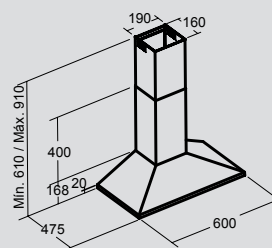
- **Mechanical Control Panel**
- 3 extraction levels
- Maximum air flow: **1000m<sup>3</sup>/h**
- Minimum sound power: **53dB(A)**, maximum: 65dB(A)
- Motor K7 PLUS. Extra silent. Maximum energy consumption **95W**
- **Halogen Lighting E-14**
- Easy-to-install system
- Dishwasher-washable filters
- Finished in stainless steel
- Max. pressure 200 Pa
- 150/125 mm outlet diameter



## V BLACK



- **Mechanical Control Panel**
- 3 extraction levels
- Maximum air flow: **1000m<sup>3</sup>/h**
- Minimum sound power: **53dB(A)**, maximum: 65dB(A)
- Motor K7 PLUS. Extra silent. Maximum energy consumption **95W**
- **Halogen Lighting E-14**
- Easy-to-install system
- Dishwasher-washable filters
- Finished in black
- Max. pressure 200 Pa
- 150/125 mm outlet diameter

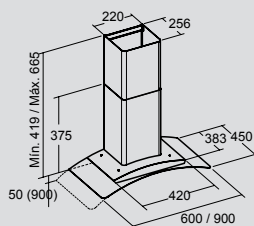




## ANTARES



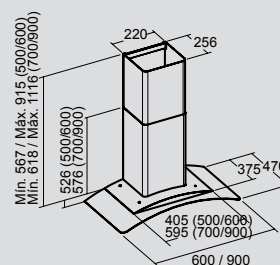
- Touch Control Panel with automatic shut-down timer
- 3 extraction levels
- Maximum air flow: 1110m<sup>3</sup>/h
- Minimum sound power: **50dB(A)**, maximum: 62dB(A)
- Motor K7 PLUS. Extra silent. Maximum energy consumption **95W**
- **Halogen Lighting**
- Easy-to-install system
- Dishwasher-washable filters
- Finished in black glass and stainless steel
- Max. Pressure 200 Pa
- 150/125 mm Outlet diameter



## C GLASS BK



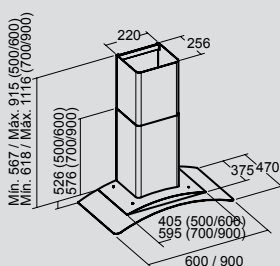
- **Mechanical Control Panel**
- 3 extraction levels
- Maximum air flow: 1150m<sup>3</sup>/h
- Minimum sound power: **50dB(A)**, maximum: 62dB(A)
- Motor K7 PLUS. Extra silent. Maximum energy consumption **95W**
- **Halogen Lighting E-14**
- Easy-to-install system
- Dishwasher-washable filters
- Finished in stainless steel and glass
- Max. Pressure 200 Pa
- 150/125 mm outlet diameter



## C GLASS



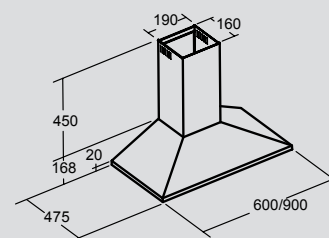
- **Mechanical Control Panel**
- 3 extraction levels
- Maximum air flow: 1150m<sup>3</sup>/h
- Minimum sound power: **50dB(A)**, maximum: 62dB(A)
- Motor K7 PLUS. Extra silent. Maximum energy consumption **95W**
- **Halogen Lighting E-14**
- Easy-to-install system
- Dishwasher-washable filters
- Finished in stainless steel and glass
- Max. Pressure 200 Pa
- 150/125 mm outlet diameter

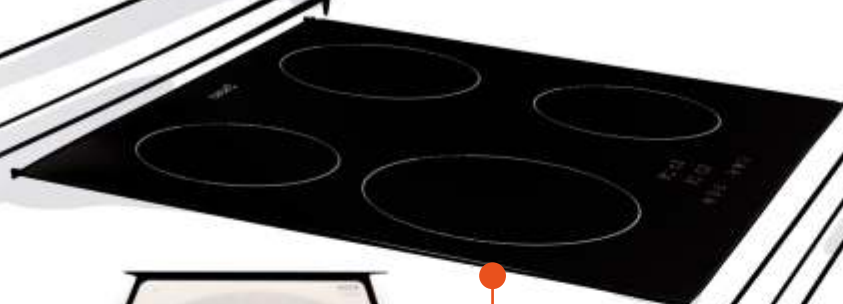


## VN



- **Mechanical Control Panel**
- 3 extraction levels
- Maximum air flow: **680m<sup>3</sup>/h**
- Minimum sound power: 54dB(A), maximum: 66dB(A)
- K7 motor. Extra silent motor. Maximum energy consumption 80W
- Lamp Lighting
- Easy installation system
- Dishwasher-washable filters
- Finished in stainless steel
- Max. pressure 160 Pa
- 125 mm outlet diameter





# Hobs Induction Gas



## BOOSTER System: Fast and powerful

**CATA** Induction hobs offer the Booster system that accelerates the heating cycle up to 45%, which means lower energy consumption, greater cost savings and a shorter cooking time.



## Bevelled or Stainless Steel finished

### Frontal Bevel Finish

CATA frontal bevel finished provides a clean and sleek design that fits perfectly in any kitchen. An attractive and different design.




### Stainless Steel Frame

CATA has several models of inductions and hobs with stainless steel frame, offering elegance and protection against possible impacts.




## Triple zone ceramic hobs

The triple zone ceramic hobs offer three different adjustable and expandable dimensions in a single cooking zone. When using the giant zone you get to heat more surface in large containers achieving a saving of heating and cooking time.



## ø40 cm giant cooking area

**CATA** offers, in its models **Giga 600** and **Giga 750**, the largest cooking zone on the market with 40cm in diameter. The hob are made of modular plates that combine their extraordinary features with total flexibility, ease of use and versatility to cover every imaginable need.



## Gas hobs

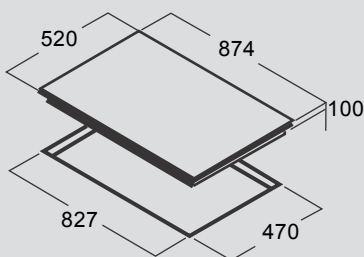
All **Cata** gas hobs are equipped with high stability grills and safety valves to provide maximum safety. Besides, certain models include a special 3.5kW triple crown burner that provides efficient rapid combustion and an optimum heat distribution.





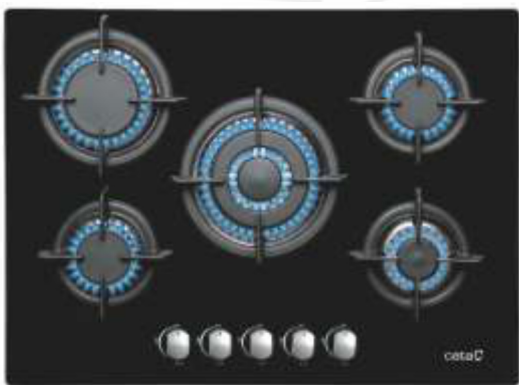
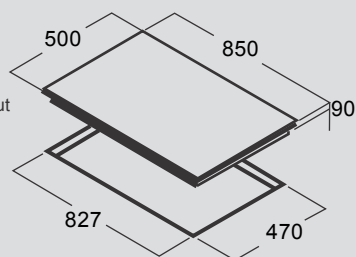
## LCI9041 BK

- 5 gas burners:
- Rear Left: 1 semi-fast of 1.75kW
- Front Left: 1 semi-fast of 1.75kW
- Center: 1 triple ring of 3.5kW
- Rear Right: 1 fast of 3kW
- Front Right: 1 auxiliary of 1kW
- Plug-in autoignition
- Flame Failure Device
- Cast iron grills/burners
- Suitable for city gas
- LPG injectors included in the box
- 87 cm wide
- Potencia total 10.9kW
- **Brass Burner Available**



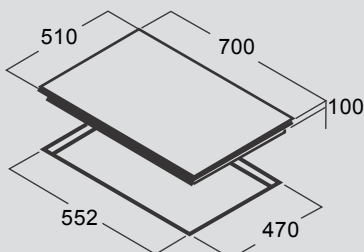
## LGI9041 X

- 5 gas burners:
- Rear Left: 1 fast, 3kW
- Front Left: 1 semi-fast, 1.75kW
- Centre: 1 triple ring, 3.5kW
- Rear Right: 1 semi-fast, 1.75kW
- Front Right: 1 auxiliary, 1kW
- Plug-in autoignition
- Flame Failure Device
- Cast iron grills/burners
- Suitable for city gas
- LPG injectors included in the box
- 85 cm wide with 70 cm built-in cut out
- Total power 10.9kW
- **Brass Burner Available**



## L 705 CIBK

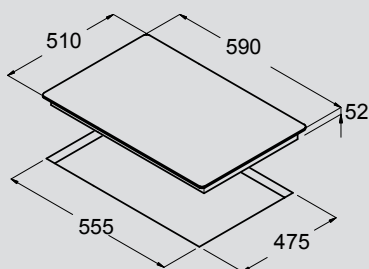
- 5 gas burners:
- Rear Left: 1 fast of 3kW
- Front Left: 1 semi-fast of 1.75kW
- Center: 1 triple ring of 3.5kW
- Rear Right: 1 semi-fast of 1.75kW
- Front Right: 1 auxiliary of 1kW
- Plug-in autoignition
- Flame Failure Device
- Cast iron grills/burners
- Suitable for city gas
- LPG injectors included in the box
- 70 cm wide built in 60 cm
- Potencia total 10.9kW
- **Brass Burner Available**





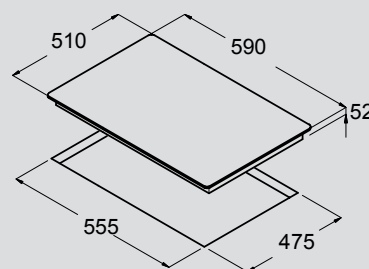
## LCI6031 BK

- 4 gas burners:
- Rear Left: 1 semi-fast of 1.75kW
- Front Left: 1 triple ring of 3kW
- Rear Right: 1 semi-fast of 1.75kW
- Front Right: 1 auxiliary of 1kW
- Plug-in autoignition
- Flame Failure Device
- Enamelled grills/burners
- Suitable for city gas
- LPG injectors included in the box
- 60 cm wide
- Total power 7.5kW
- **Brass Burner Available**



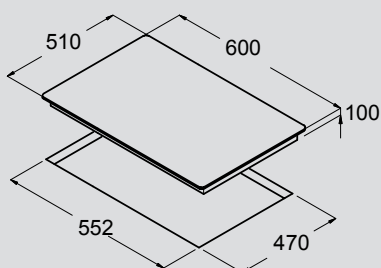
## LCI6031 WH

- 4 gas burners:
- Rear Left: 1 semi-fast of 1.75kW
- Front Left: 1 triple ring of 3kW
- Rear Right: 1 semi-fast of 1.75kW
- Front Right: 1 auxiliary of 1kW
- Plug-in autoignition
- Flame Failure Device
- Enamelled grills/burners
- Suitable for city gas
- LPG injectors included in the box
- 60 cm wide
- Total power 7.5kW
- **Brass Burner Available**



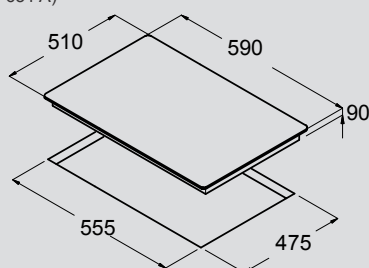
## CB 631A

- Rear left: 1 semi-fast 1.75kW
- Front left: 1 triple ring 3kW
- Rear Right: 1 semi-fast 1.75kW
- Front Right: 1 auxiliary 1kW
- Battery operated auto-ignition (CB 631 A)
- Plug-in autoignition
- Enamelled grills/burners
- Suitable for city gas
- LPG injectors included in the box
- 60cm wide
- Total power 7.5kW
- **Brass Burner Available**



## GI6031 X

- 4 gas burners:
- Rear left: 1 semi-rapid, 1.75 kW
- Front left: 1 triple ring, 3 kW
- Rear right: 1 semi-rapid, 1.75 kW
- Front right: 1 auxiliary, 1 kW
- Plug-in autoignition (XB 631 A/A)
- Battery operated auto-ignition (XB 631 A)
- Enamelled grilles/burners
- Suitable for natural gas
- LPG injectors included in the box
- 59 cm wide
- Total power 7.5 Kw
- **Brass Burner Available**





# 70

1947-2017 Anniversary

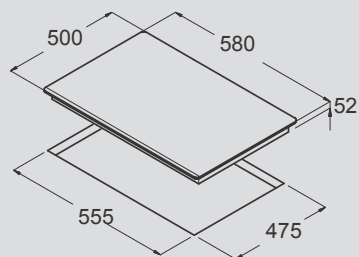
*Since forever with you*

cataC  
Spain




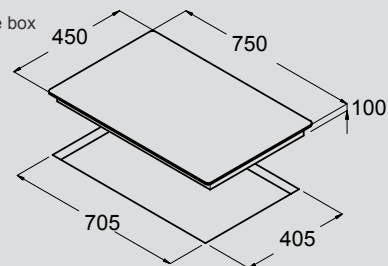
## LCI6021 BK

- 3 gas burners
- Left: 1 triple ring of 3kW
- Rear Right: 1 semi-fast of 1.75kW
- Front Right: 1 auxilliary of 1kW
- Plug-in autoignition
- Flame Failure Device
- Cast iron grills/burners
- Suitable for city gas
- LPG injectors included in the box
- 58 cm wide
- Total power 5.75kW
- Brass Burner Available



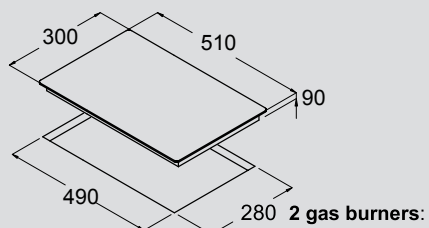
## CI712

- 3 gas burners:
- Left: 1 triple ring, 3kW
- Centre: 1 auxiliary, 0.9kW
- Right: 1 triple ring, 3kW
- Battery operated auto-ignition
- Flame Failure Device
- Enamelled grills/burners
- Suitable for LPG
- City gas injectors included in the box
- 75 cm wide
- Total power 6.9kW
- Brass Burner Available



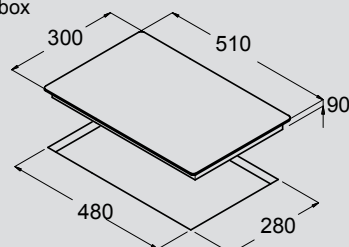
## LCI302 BK

- Rear: 1 fast of 3kW
- Front: 1 auxilliary of 1kW
- Plug-in autoignition
- Flame Failure Device
- Cast iron grills/burners
- Suitable for city gas
- LPG injectors included in the box
- 30 cm wide
- Total power 4.0kW
- Brass Burner Available



## 302 TI

- 2 gas burners:
- Rear: 1 rapid, 3kW
- Front: 1 auxiliary, 1kW
- Plug-in autoignition
- Enamelled grilles/burners
- Suitable for natural gas
- LPG injectors included in the box
- 30 cm wide
- Total power 4Kw
- Brass Burner Available



# 70

1947-2017 Anniversary

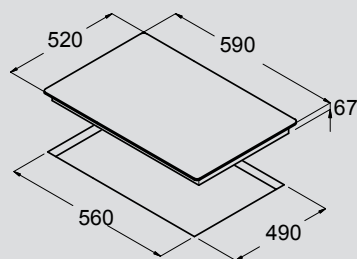
*Since forever with you*

cataC  
Spain



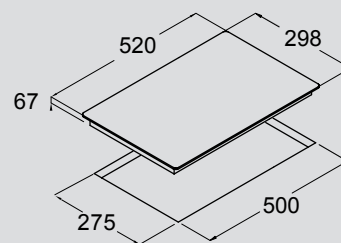
## TN 604/B

- **4 High Light cooking areas:**
- Front Right: 1 area of  $\varnothing 180$  of 1.8kW
- Rear Right: 1 area of  $\varnothing 140$  of 1.2kW
- Front Left: 1 area of  $\varnothing 140$  of 1.2kW
- Rear Left: 1 area of  $\varnothing 180$  of 1.8kW
- **Touch Control** with acoustic warning
- 9 adjustable power levels
- Safety lock
- Residual heat indicator
- Automatic safety switch-off
- **59 cm wide**
- **Total power 6kW**



## TD 302

- **2 High Light cooking areas:**
- Front: 1 area of  $\varnothing 140$  of 1.2kW
- Rear: 1 **double area** of  $\varnothing 180/120$  of 1.7/0.7kW
- **Touch Control** with acoustic warning
- 9 adjustable power levels
- Safety lock
- Residual heat indicator
- Automatic safety switch-off
- **30 cm wide**
- **Total power 2.9kW**





# Ovens And Microwaves



## CATA ovens

### Maximum harmony with maximum efficiency

#### Softclose Closing

The new Softclose closing, included in several models, makes the closing of the door silent and comfortable. This new system performs a door closing slowly and quietly avoiding annoying bumps.



#### New Controls

The new CATA ovens controls offer a great aesthetic finish in each and every one of the models in the range. They stand out with screen and controls concealable, achieving a minimalist design.



#### Turbo Plus or 3D Hot Air

Rear circular resistor which is associated with the internal fan. With this feature we get a uniform distribution of heat resistor throughout the cavity. It is very useful for gentle cooking for food like fish and vegetables as well as for cakes and pastries.



# 70

1947-2017 Anniversary

*Since forever with you*

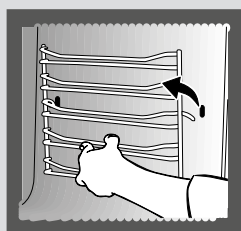
cataC  
Spain




## Function **aQuaSmart**®

A system that facilitates the cleaning of the oven by using water steam.

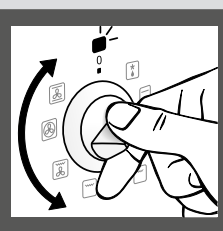
### Automatic AquaSmart:



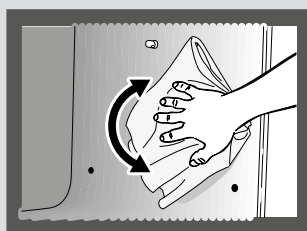
Remove all accessories and side guides according to the model.



Spray 200 ml of water on the inside walls of the oven.



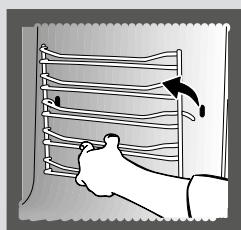
Select the AquaSmart function.




Remove the water from the interior and with the aid of a cloth, remove the remaining dirt.

### Manual AquaSmart:


Its duration is 35 minutes and is done as follows.



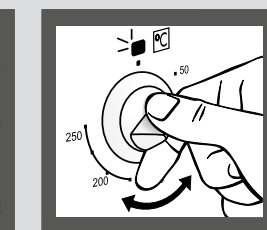
Remove all accessories and side guides according to the model.



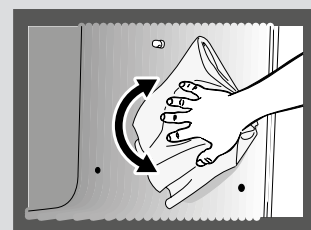
Spray 200 ml of water on the inside walls of the oven.



Select the Aquasmart function and the temperature of 150 °C for 10 minutes.



After that time, select the temperature to a minimum and hold it for 25 minutes.



Remove the water from the interior and with the aid of a cloth, remove the remaining dirt.

## Seamless integration column: Microwave + Oven

The **CATA** ovens achieve integration and complete symmetry in combination with microwave column. Thanks to the care and use of high quality materials design, you get a harmonious combination and elegant design in your kitchen.



### Functions



Pyrolysis Cleaning System



ECO Pyrolysis Cleaning System



Fast Preheating



Defrosting



Total Ventilated Rack



Total Rack



Rack



Traditional, Fan-Assisted Cooking



ECO Traditional Cooking



Traditional Cooking



Underfloor Element



Upper Resistance



Underfloor Element Ventilated



Roast Kit



Ventilation



Turbo Plus



Interior Lighting



AquaSmart Cleaning system





- 
- Technical drawing of the 1000mm wide door. The drawing shows the door's profile and its dimensions. The main dimensions are 560 mm (width), 585 mm (height), and 558 mm (depth). The door is shown in a perspective view, with the handle and lock mechanism visible. The dimensions are labeled as follows: 560 mm (width), 585 mm (height), 558 mm (depth), 529 mm (depth), 592 mm (depth), 595 mm (depth), 577 mm (depth), 560 mm (width), 90 mm (width), and 560 mm (width).

# 70

1947-2017 Anniversary

*Since forever with you*

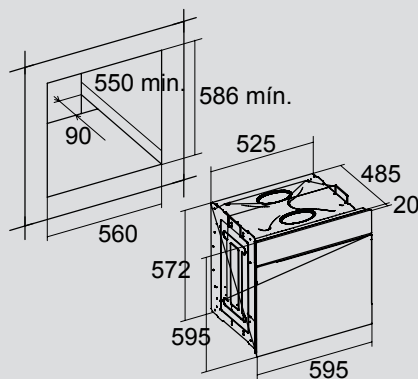
cataC  
Spain



## HGR 110 AS



- **Multifunction** oven - 10 functions
- **Function Turbo Plus**
- **Sequential control panel 100% tactile**
- Cooking start/stop programming
- Temperature pre-selection for each function
- 3 levels for placing easy-to-move trays
- **2 100% removable telescopic guides**
- Cold door, **triple glass** with tangential ventilation
- Accessories: 1 tray 3cm, 1 deep tray 5cm and 1 rack
- **aQuaSmart** Cleaning System
- **Exclusive designed with a black/white glass finish**
- 60cm wide
- Net capacity 60 litres
- **Energy Class A**



# 70

1947-2017 Anniversary

*Since forever with you*

cataC  
Spain

## XXL Cavity

Pyrolytic Cleaning  
Larger surface trays

### XXL Cavity

The new series 800 have the same standard exterior dimension and offer a capacity of 70 Liters, one of the Largest in its Category. Ideal for large families or anyone seeking to make the most of their oven because they can cook more than one dish at a time. It has 5 Levels for trays and a telescopic guide.



### Pyrolytic Cleaning

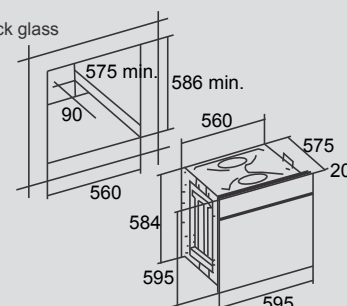
The LC 8110 PYRO BK, carbonizes the food stuck to the walls at a temperature of 500°C, turning organic material into  $CO_2$  and steam. Pyrolysis is a cleaning system that saves you time and effort. Perfect ventilation protecting surrounding units. This model also has a quadruple glazed cold door.



## LC 8110 PYRO



- Multifunction Pyrolysis Oven - 11 Function
- Removable Push/Pull control
- Digital display with temperature and times
- Cooking start/stop programming
- Temperature pre-selection for each function
- 5 levels for placing easy-to-move trays
- 1 100% removable telescopic guide
- Quadruple glazed cold door with tangential ventilation
- Accessories: Tray and grill
- Pyrolysis cleaning system
- Finished in stainless steel and black glass
- 220/240V 50/60Hz
- 60cm wide
- XXL interior capacity of 70 liters
- Energy Class A





# 70

1947-2017 Anniversary

*Since forever with you*

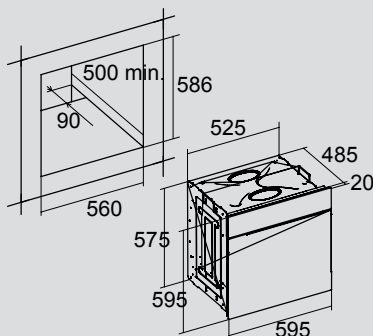
cataC  
Spain



## CDP 780 AS



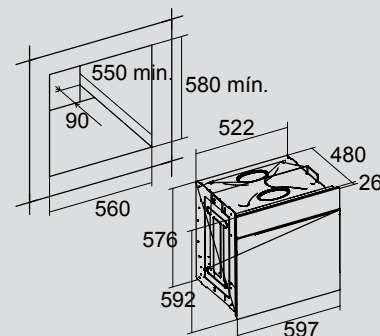
- **Multifunction** oven - 8 functions
- Removable **Push/Pull** controls
- Digital cooking programmer
- 4 levels for placing easy-to-move trays
- **1 removable telescopic guide**
- Panoramic door easy clean interior
- Cold door **double glass** with tangential ventilation
- Accessories: **Deep tray** and rack
- **AquaSmart** Cleaning system
- Finished in black/white glass
- 60cm wide
- **Suitable for 50 cm cabinet**
- Net capacity 60 litres
- 220/240V 50Hz
- **Energy class A**



## ME 605



- **Multifunction oven** - 5 functions
- **Mechanical** cooking programmer
- 4 levels for placing trays
- Accessories: tray and rack
- Easy clean system
- Cold door **double glass** with tangential ventilation
- Finished in stainless steel
- 60cm wide
- Net capacity 60 litres
- 220/240V 50Hz
- **Energy class A**







## MC 25 GTC BK

- **25 litre** built-in microwave
- Simultaneous 1,000 W quartz rack
- Five power levels, 900 W output
- **Stainless steel interior**
- Revolving dish  $\varnothing$  315 mm
- Timer from 0 to 95 minutes
- Automatic defrosting by time and weight
- 8 automatic access menus
- Fast start button
- **Easy to install**
- Safety lock
- Finished in **black glass**
- 60cm wide



Fast start button



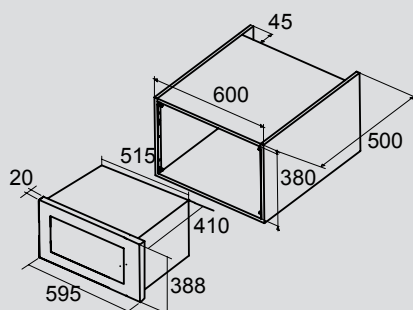
Maximum ease of use.  
100% Touch



Quartz Rack  
1000 W



Easy cleaning  
full glass



## MC 25 GTC WH

- **25 litre** built-in microwave
- Simultaneous 1,000 W quartz rack
- Five power levels, 900 W output
- **Stainless steel interior**
- Revolving dish  $\varnothing$  315 mm
- Timer from 0 to 95 minutes
- Automatic defrosting by time and weight
- 8 automatic access menus
- Fast start button
- **Easy to install**
- Safety lock
- Finished in **white glass**
- 60cm wide



Fast start button



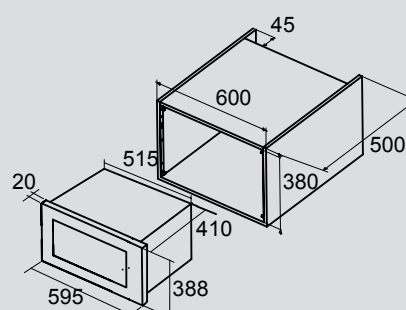
Maximum ease of use.  
100% Touch



Quartz Rack  
1000 W



Easy cleaning  
full glass

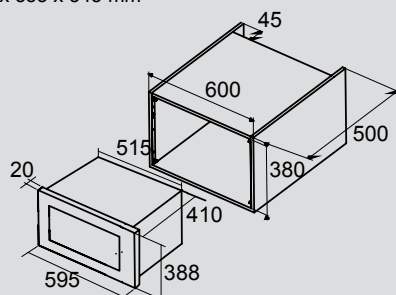






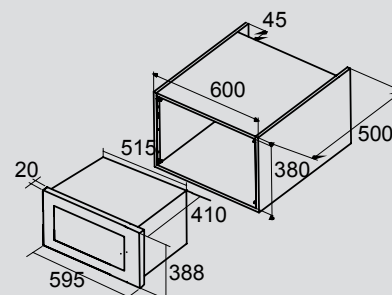
## MC 32 DC

- **32 litre** built-in microwave
- Simultaneous 1,100 W rack
- Five power levels, 900 W output
- **Convection fan 2,500W (total power)**
- **Stainless steel interior**
- Revolving dish  $\varnothing$  315 mm
- Timer from 0 to 95 minutes
- Automatic defrosting by time and weight
- 10 automatic access menus
- Fast start button
- **Easy to install**
- Safety lock
- Finished in **anti-fingerprint** stainless steel
- 60cm wide
- Inner measurements 218 x 353 x 345 mm (high x wide x deep)

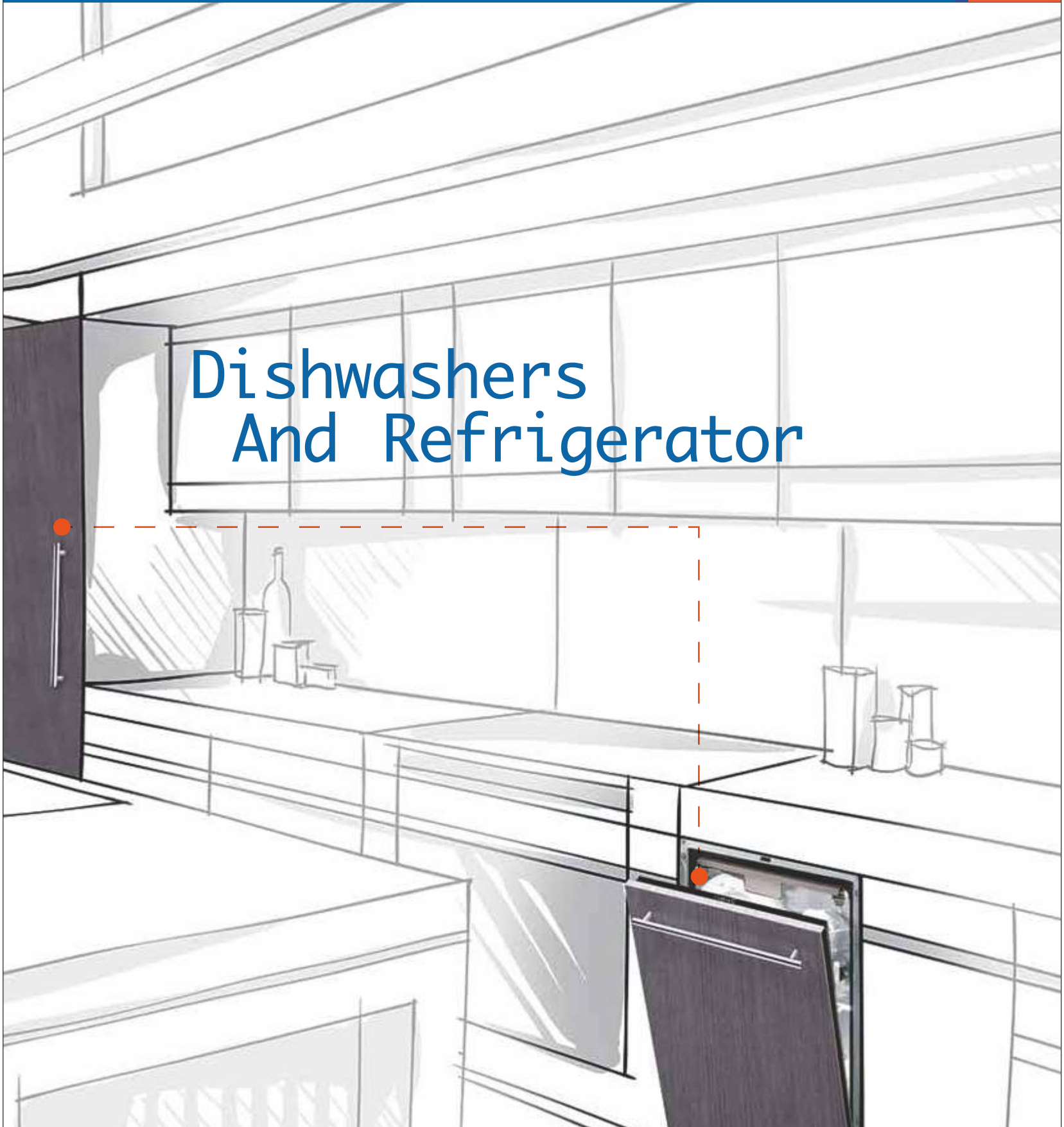


## MC 25 D

- **25 litre** built-in microwave
- Simultaneous 1,000 W quartz rack
- Five power levels, 900 W output
- **Stainless steel interior**
- Revolving dish  $\varnothing$  315 mm
- Timer from 0 to 95 minutes
- Automatic defrosting by time and weight
- 8 automatic access menus
- Fast start button
- **Easy to install**
- Safety lock
- Finished in stainless steel
- 60cm wide
- Inner measurements 197 x 333 x 355 mm (high x wide x deep)



# Dishwashers And Refrigerator



# 70

1947-2017 Anniversary

*Since forever with you*

cata  
Spain

The retailer products that you will find in this new catalogue, are designed, developed and manufactured with the clear orientation to meet the needs of our customers, providing solutions for efficiency, durability and reliability.

The **CATA** refrigerators, dishwashers are the best proof that the functionality is not incompatible with design and elegance.



## Integration Solutions

The **CATA** Integration refrigerators and dishwashers fit perfectly with the rest of the kitchen, while achieving high quality and efficiency.





## High efficiency Refrigerators

With **CATA A+** refrigerators you can achieve significant energy savings, resulted in a large cost savings. Electronic sensors allow to accurately maintain the set temperature, achieving better food preservation, extending the life of the refrigerator.



## No Frost system

It allows optimum circulation of cold and dry air in the different compartments, eliminating frost formation both in food and in the freezer itself.



## Dishwashers with control and high efficiency

**CATA** dishwashers are very intuitive and easy to use, electronics and control panel provides all the necessary information at all times.

**A++ in a dishwasher**

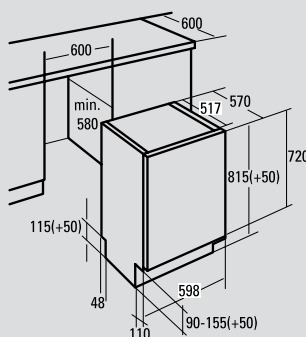




## LVI 60014



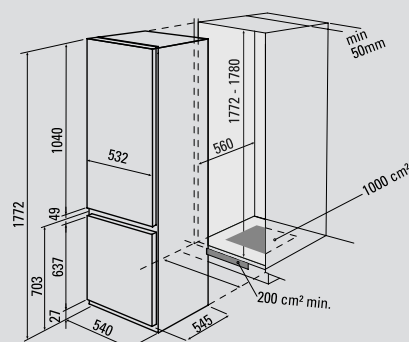
- **14 place settings**
- **Energy class A++** drying and cleaning A
- **3rd layer cutlery basket**
- Variable consumption according to load
- 12 liters water consumption per cycle
- 49 dB(A) noise level
- 5 programs: Intensive, normal, ECO, Express 90+, Quick
- Functions: Program delay 3/6/9 h, half load, extradry, stop/pause
- **LED indicators:** Salt level, low rinse aid
- Regulable upper basket with folding supports
- Lower basket with folding supports



## CI 54177



- **Energy efficiency A+**
- Combined Total 1,78 m
- Sliding door installation system
- Adjustable temperature
- **Refrigerator:** 2 large capacity drawers for vegetables
- Automatic defrost and evaporation
- 3 large capacity baskets in the freezing
- Net capacity (l): 275 (205 + 70)
- Freezing capacity 3,5kg / 24h
- Autonomy: 12 hours
- Electrical consumption: 280 Kw/year
- Climatic class: SN (10-32°) - ST (16-38°)





## **CATA ELECTRODOMESTICS INDIA(P) LTD.**

**Registered Office & Display**

JSK Building Khasra No.349 RS, Sultanpur MG Road, New Delhi- 110030

Toll free: 1800116272

Ph: 011-47527999, 7291990718

Website: [www.cataindia.in](http://www.cataindia.in)

E-mail: [customercare@cataindia.in](mailto:customercare@cataindia.in) | [sales@cataindia.in](mailto:sales@cataindia.in)